


MAKE A BIRDFEEDER


Recycle an empty milk carton by turning it into a snack bar for your feathered friends!

You'll need:

- milk carton
- Popsicle sticks
- short stick
- birdseed
- paint and brush
- glue
- scissors
- twine
- clip




1 Paint the carton. Paint a picture on it. Let it dry.




2 Glue rows of Popsicle sticks to the top.

3 Cut out a window. Poke a hole under the window. Put the stick in the hole.



4 Fill the carton up to the window with birdseed. It won't fall out if you push it towards the back.



5 Use twine and a strong clip to hang your feeder from a tree branch.

